

TFXPW

FireBēter Large Free Passage

DESIGN FEATURES

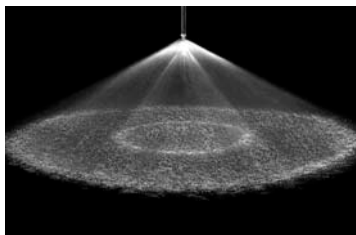
- Two-turn spiral nozzle
- Large free passage
- One-piece extra-heavy construction

SPRAY CHARACTERISTICS

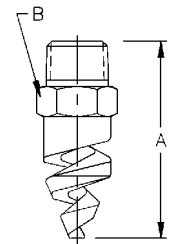
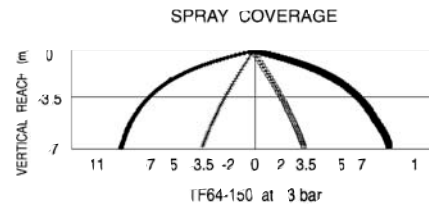
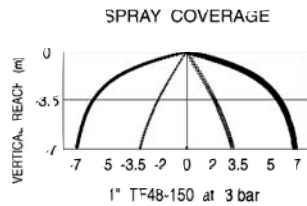
- Wide coverage
- Spray pattern:** Full Cone
- Spray angle:** 150°
- Flow rates:** 181 to 1720 l/min



SPIRAL



Full Cone 150°



Dimensions are approximate. Check with BETE for critical dimension applications.

TFXPW Flow Rates and Dimensions

Full Cone, 150° Wide Spray Angle, 1" & 1-1/2" Pipe Size, BSP or NPT

Male Pipe Size	Nozzle Number	K Factor	LITERS PER MINUTE @ BAR							Approx Free Pass Dia. (mm.)	Approx. Orifice Dia. (mm.)	Approx. Dim.(mm.)		Wt. (Kgs.)
			0.7 bar	1 bar	2 bar	3 bar	5 bar	10 bar	20 bar			A	B	
1	TF48XPW	217	181	217	306	375	484	685	969	19.4	24.0	165	57.2	0.94
1½	TF64XPW	385	322	385	545	668	862	1220	1720	25.8	31.0	171	63.5	1.11

$$\text{Flow Rate (l/min)} = K \sqrt{\text{bar}}$$

Standard Materials: Brass and 316 Stainless Steel.

Spray angle performance varies with pressure. Contact BETE for specific data on critical applications.

Call for the name of your nearest BETE representative.

CALL 413-772-0846